



HONDA

CR-V



THE ULTIMATE SUV

Sophisticated, distinct and innovative. The CR-V is designed for those who aspire to be the best in life, establishing the ultimate standard.





FRONT GRILLE

Make a bold entrance with the sleek and exclusive mesh pattern grille that's unlike any other.



AUTO LED HEADLIGHTS WITH SEQUENTIAL TURN SIGNALS

A stylish and safe driving experience.

18" ALLOY WHEELS

Intricately styled to elevate your everyday driving experience.



2.0L e:HEV POWERTRAIN

Experience the dynamic performance of precision and power featuring the innovative engine that delivers sheer acceleration and serene quietness.



1.5L VTEC TURBOCHARGED ENGINE

Optimising fuel efficiency and performance for dynamic driving experience.



ELECTRIC PARKING BRAKE WITH AUTO BRAKE HOLD

Just press to keep your vehicle stationary in traffic and pull to park.



3-MODE DRIVE SYSTEM (ECON MODE | NORMAL MODE | SPORT MODE)

Exhilaration or efficiency, it's yours to decide.



DECELERATION SELECTOR PADDLE

Stay engaged when going downhill with full control on the steering wheel.

ULTIMATE POWER



ENGINE PERFORMANCE

Powerful performance meets efficiency, making it the ultimate choice for any drive - be it cruising through the city or going off on an escapade.



SPACIOUS CABIN

Leather[^] seats with vibrant red stitching to ensure a stylish and comfortable driving experience.



WIRELESS CHARGER

Charge your smartphone conveniently while on-the-go, cable-free.



MEMORY SEAT

Stores and recalls personalised seating preferences at the touch of a button.



REAR AIR CONDITIONING VENTILATION AND USB PORTS

Enjoy a cool ride with the convenience of 2 Type-C USB ports for your passengers.



ELECTROSTATIC TOUCH CABIN LIGHTS

Brighten up the ambiance with just a touch of the finger.

[^]Combination Leather.

DASHBOARD

Crafted for a stylish and sleek look yet functional with compartments to store your essentials.



9" ADVANCED DISPLAY AUDIO

Just sync your phone to navigate or sing to your favourite tunes. Compatible with Apple CarPlay™ and Android Auto™ Connectivity*.



10.2" TFT METER

Illuminates all the essential information you need to know.



HEAD UP DISPLAY

Effortlessly access information you need for a safe and immersive driving experience.



SPEAKERS (POWERED BY BOSE)

Deliver an immersive audio experience with a premium sound system.



BOOT SPACE

Effortlessly organise your journey with a generous boot space, ensuring belongings are neatly stowed away.

ULTIMATE PRACTICALITY



HANDS-FREE POWER TAILGATE WITH WALKAWAY CLOSE

Elevate convenience effortlessly, hands-free. Lift your foot beneath the bumper to open the boot and walk away to automatically close.



REMOTE ENGINE START

Experience ultimate control even before you start your journey. Warm up and cool down your vehicle from a distance.



VERSATILE SPACE

Enjoy versatile functionality with the option to fold down seats to accommodate various items.

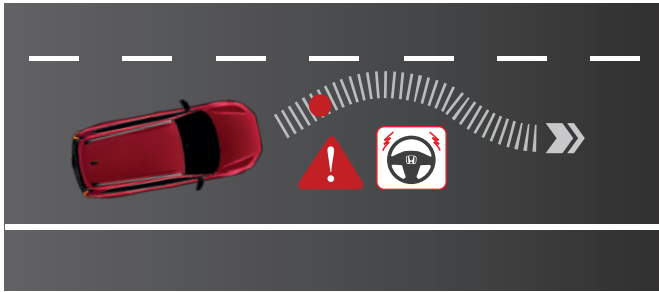




*Honda SENSING alerts and assists drivers to drive safely on the road. Honda SENSING functions best in conducive weather and visibility conditions. Keep the camera clean and unobstructed for optimum performance. Despite the capabilities of Honda SENSING, drivers remain responsible for safely operating the vehicle and avoiding collisions. Drivers should always keep their hands on the steering wheel and be in control of their driving behaviour at all times.

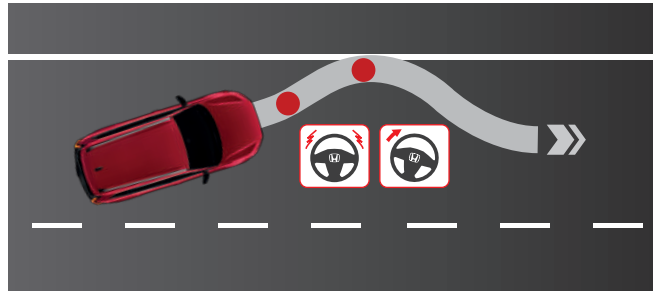
Honda SENSING

A sense of safety and security for you and your passengers.
Get intuitive driver-assistive technology that truly looks out for you.



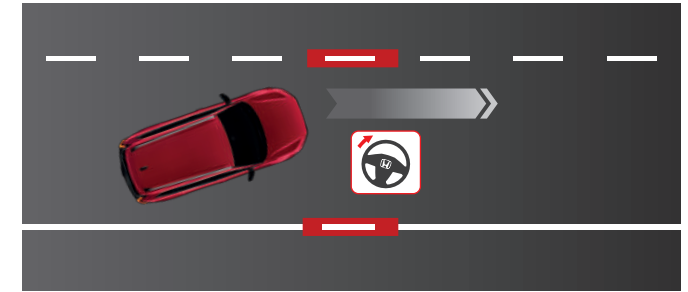
LANE DEPARTURE WARNING

Get alerted with vibrations from your steering wheel should you unintentionally drift from your lane.



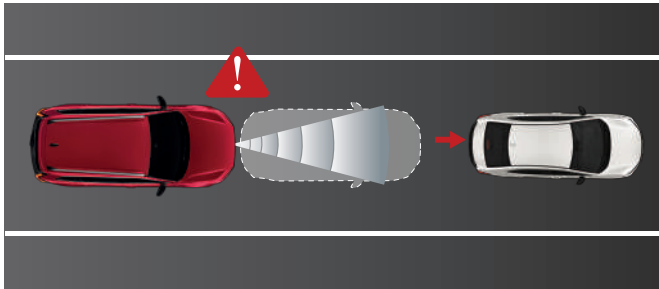
ROAD DEPARTURE MITIGATION

Offers corrective steering and engages the brakes if the vehicle appears to stray from an identified road.




LANE KEEP ASSIST SYSTEM

Alerts and subtly adjusts the steering to maintain the vehicle in the middle of the lane.



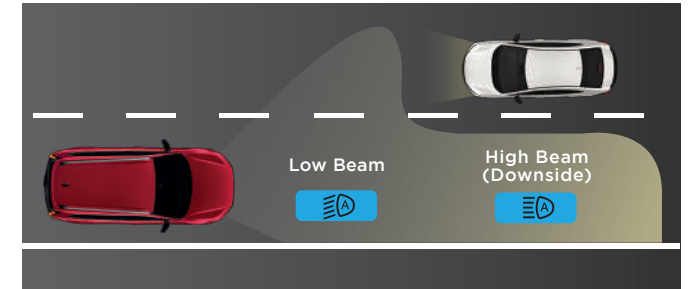
FORWARD COLLISION WARNING

Provides audio and visual warnings when a potential risk of collision ahead is detected.



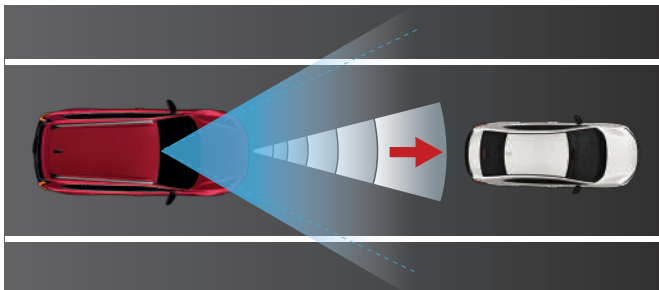
COLLISION MITIGATION BRAKING SYSTEM

Brakes will immediately be applied to prevent or reduce the impact of collision.



ADAPTIVE DRIVING BEAM*

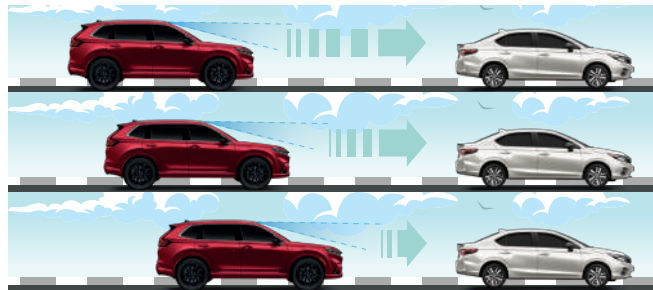
Intelligently adjusts the beam pattern to enhance visibility without causing discomfort to other road users.



ADAPTIVE CRUISE CONTROL

Set a safe distance and speed while maintaining a fixed safe cruising distance from other vehicles.^

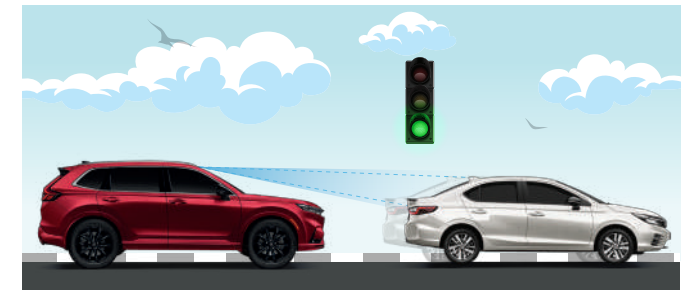
^Works with Low Speed Follow



LOW SPEED FOLLOW

Moves and stops your vehicle automatically according to the traffic flow to reduce fatigue.^

^^Works with Adaptive Cruise Control




LEAD CAR DEPARTURE NOTIFICATION SYSTEM

Get alerted to move when the vehicle ahead moves.

*Auto High Beam is available for S,E & V variant.

ULTIMATE PEACE OF MIND



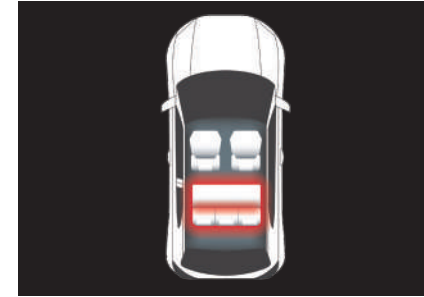
MULTI VIEW CAMERA SYSTEM (360 CAMERA)

Provides an integrated 360-degree perspective of your vehicle's surroundings to aid in parking and manoeuvring for enhanced awareness.



Honda LaneWatch

View the vehicle's blind spot directly at the centre display screen when switching lanes.



REAR SEAT REMINDER

Delivers a visual alert to inform you to inspect the rear seat for passengers or items left behind.



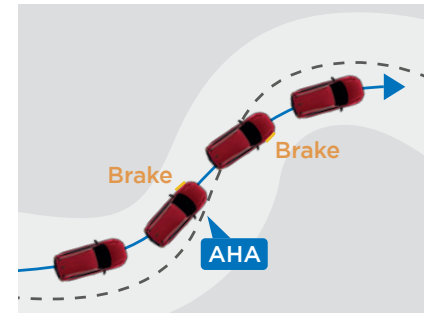
ISOFIX I-SIZE TYPE

Industry-standard anchor points to secure your child's car seat in place.



8 AIRBAGS

Enhanced safety with a comprehensive 8-airbag system for a secure journey.



AGILE HANDLE ASSIST (AHA)

Optimises vehicle handling by precisely regulating the car's systems, providing superior grip and control especially during turns.

Honda CONNECT

Safer and enjoyable journey with advanced remote connectivity technology via your smartphone.

- Real-time Information
- Accessible Anywhere, Anytime
- Peace of Mind



SAFETY



AUTOMATIC COLLISION DETECTION

Should an accident occur, an automated call will be initiated to seek assistance.



SECURITY ALARM DETECTION

Receive a notification when your car alarm activates, allowing you to respond accordingly.



SPEED ALERT

Set a speed limit and receive alerts if the set limit is surpassed.

SECURITY



FIND MY CAR

Effortlessly track the location of your car.



GEO-FENCING ALERT

Effectively sets boundaries around your vehicle and be notified when it exits them.



EMERGENCY CALL

Get help from your emergency contacts in just a few taps.

CONVENIENCE



CAR STATUS

Monitor your car system status remotely and receive alerts if any system requires attention.



REMOTE VEHICLE CONTROL

Start the engine, cool down the cabin, lock it or turn on the lights, right from your smartphone.



SERVICE REMINDER

Monitor your vehicle's regular maintenance using your smartphone.

ULTIMATE CUSTOMISATION

Modulo

Honda Custom Performance
Honda Genuine Accessories



Elevate your style with Honda Genuine and Authorised Accessories.

OTHER ITEMS

Honda AUTHORISED WINDOW TINT FILM


























| TINT FILM PACKAGE | TSER* |
|---------------------------|-------|
| Ray Barrier 4+ | 60% |
| Ray Barrier 6+ | 60% |
| Ray Barrier 4 Black Pearl | 62% |
| Ray Barrier 6 Black Pearl | 62% |

*Total Solar Energy Rejection
(% reflection highest performance window in package)



FRONT AND REAR DIGITAL VIDEO RECORDER (DVR)



| | | | | | |
|---|---|---|--|---|---|
| <p>MODULO S E V RS</p> |  |  |  |  | |
| <p>SMART URBAN S E</p> |  |  |   |  |   |
| <p>URBAN S E V RS</p> |  |  |   |  |  |
| <p>URBAN 1.0 S E V RS</p> |  |  |   | | |
| <p>UTILITY S E V RS</p> |  |  |  |  |  |
| <p>PROTECTION S E V RS</p> |  |  |  | | |

*For e:HEV RS & V, Foot Light is standard.

SPECIFICATIONS

| TYPE | 1.5L Turbocharged | | | 2.0L e-HEV |
|---------------------------------|--|------------|-----------------------|---|
| GRADE | S | E | V | RS |
| ENGINE | | | | |
| Engine Type | 4 Cylinder, 16 Valve, DOHC VTEC TURBO | | | 4 Cylinder, 16 Valve, DOHC i-VTEC (Atkinson Cycle) |
| Displacement (cc) | 1,498 | | | 1,993 |
| Fuel Supply System | Direct Fuel Injection | | | |
| Max Power [PS(kW)@rpm] | 193 (142) @ 6,000 | | | Engine: 148 (109) @ 6,100 Motor: 184 (135) @ 5,000 - 8,000 |
| Max Torque [Nm(kg-m)@rpm] | 243 (24.8) @ 1,700 - 5,000 | | | Engine: 190 (19.4) @ 4,500 Motor: 335 (34.2) @ 0 - 2,000 |
| TRANSMISSION | | | | |
| Transmission Type | Continuous Variable Transmission (CVT) | | | Electric Continuous Variable Transmission (e-CVT) |
| PERFORMANCE | | | | |
| Maximum Speed (km/h) | 200 | | | 187 |
| Acceleration [0-100km/h (secs)] | 9.7 | 9.8 | 10.4 | 9.0 |
| Fuel Consumption (L/100km) | 7.0 | | | 5.0 |
| DRIVE SYSTEM | | | | |
| Drive Type | 2WD | | AWD | 2WD |
| STEERING SYSTEM | | | | |
| Type | Electric Power Steering (EPS) | | | |
| Turning Radius at Body (m) | 6.0 | | | |
| Variable Gear Ratio (VGR) | • | • | • | • |
| SUSPENSION SYSTEM | | | | |
| Front | MacPherson Strut | | | |
| Rear | Multi Link | | | |
| BRAKE SYSTEM | | | | |
| Front | Ventilated Disc | | | |
| Rear | Solid Disc | | | |
| Parking Brake | Electric Parking Brake | | | |
| TYRES & WHEELS | | | | |
| Alloy Wheels | 17" Silver | 18" Silver | | 18" Black with Resonator |
| Tyre Size | 235/65R17 | 235/60R18 | | |
| Spare Wheel | 17" | 18" | | Temporary Repair Kit |
| DIMENSIONS | | | | |
| Length x Width x Height (mm) | 4,691 x 1,866 x 1,681 | | 4,691 x 1,866 x 1,691 | 4,691 x 1,866 x 1,681 |
| Wheelbase (mm) | 2,701 | | 2,700 | 2,701 |
| Tread Front/Rear (mm) | 1,611 / 1,627 | | 1,608 / 1,623 | 1,611 / 1,627 |
| Curb Weight (kg) | 1,598 | 1,616 | 1,668 | 1,735 |
| Ground Clearance (mm) | 198 | | 208 | 198 |
| Fuel Tank (L) | 57 | | | |



Canyon River Blue Metallic (B-640M)



Platinum White Pearl (NH-883P)



Lunar Silver Metallic (NH-830M)



Meteoroid Gray Metallic (NH-904M)



Ignite Red Metallic (R-575M)

Honda Service Package



5-year Warranty with Unlimited Mileage.*



Applicable up to 5 times within 100,000km or 5 years.*



8-year Hybrid Battery (Lithium-Ion) Warranty with Unlimited Mileage.**



*Terms and conditions apply. **Applicable for e-HEV RS variant only.

MAJOR EQUIPMENT

| TYPE | 1.5L Turbocharged | | | 2.0L e:HEV |
|---|---------------------------------|---------------------------|---|----------------------------------|
| | S | E | V | RS |
| EXTERIOR | | | | |
| Headlights | LED | | | |
| Auto Headlights | • | • | • | • |
| Active Cornering Lights | - | - | - | • |
| Daytime Running Lights | LED | | | |
| Front Fog Lights | - | LED | | |
| Rear Fog Light | - | - | - | • |
| Front LED Sequential Turn Signals | • | • | • | • |
| Side Mirrors with Turn Light | Body Colour with LED Turn Light | | | Black Colour with LED Turn Light |
| Outer Door Handle | Body Colour | | | |
| Rear Combi Lights | LED | | | |
| Antenna | Shark Fin (Body Colour) | | | Shark Fin (Black Colour) |
| Roof Rail | - | - | - | • |
| Hands-Free Power Tailgate with Walkaway Close | - | • | • | • |
| Active Shutter Grille | - | - | - | • |
| Tailpipe Chrome Finisher | - | - | • | • |
| INTERIOR & CONTROL | | | | |
| Remote Engine Start | • | • | • | • |
| Walk Away Auto Lock | • | • | • | • |
| Smart Entry with Push Start Button | • | • | • | • |
| Key Card | - | - | - | • |
| Head Up Display | - | - | - | • |
| Paddle Shift | - | • | • | - |
| Deceleration Selector Paddle | - | - | - | • |
| Cruise Control | • | • | • | • |
| ECON Button | • | • | • | • |
| SPORT Button | - | - | - | • |
| Meter Cluster | 7" TFT Meter | | | 10.2" TFT Meter |
| Air Conditioning | Dual Auto | | | |
| Rear Air Conditioning Ventilation | • | • | • | • |
| Steering Wheel | Urethane | Leather [^] | | |
| Upholstery | Fabric | Leather [^] | | |
| 8-Way Driver Power Seat | - | • | • | • |
| 4-Way Assistant Power Seat | - | • | • | • |
| Memory Seat | - | • | • | • |
| 2nd Row Sliding Seat | • | • | • | • |
| Auto Front Wiper | - | • | • | • |
| Rear Wiper System | • | • | • | • |
| Hands-Free Telephone (HFT) | • | • | • | • |
| Pedal Pad Type | Normal | | | Sport |
| Power Adjustable Door Mirror | • | • | • | • |
| Auto Retractable Door Mirror | • | • | • | • |
| Center Console with Armrest | • | • | • | • |
| Auto Dim Rearview Mirror | • | • | • | • |
| Front Roof Ambient Light | - | - | • | • |
| Front Foot Ambient Light | - | - | • | • |
| Cup Holder Light | - | - | • | • |
| Front Door Inner Handle Light | - | - | • | • |
| Front & Rear Door Line Illumination | - | - | • | • |
| Wireless Charger (15W) | - | • | • | • |
| Rear USB Charger | 2 | 2 | 2 | 2 |
| AUDIO | | | | |
| Audio System | 7" Display Audio | 9" Advanced Display Audio | | |
| Apple CarPlay™ & Android Auto™ Connectivity* | • | • | • | • |
| Wireless Apple CarPlay™ Connectivity | - | • | • | • |
| USB Port | 1 | 2 | 2 | 2 |
| Steering Wheel Switch Audio Control | • | • | • | • |
| Speakers | 8 | 8 | 8 | 12 (Powered by BOSE) |
| Bluetooth | • | • | • | • |

| TYPE | 1.5L Turbocharged | | | 2.0L e:HEV |
|---|-------------------|---|---|------------|
| | S | E | V | RS |
| SAFETY & SECURITY | | | | |
| Dual Front SRS Airbags | • | • | • | • |
| Side Airbags | • | • | • | • |
| Side Curtain Airbags | • | • | • | • |
| Knee Airbags | • | • | • | • |
| Driver Seatbelt Reminder | • | • | • | • |
| Assistant Seatbelt Reminder | • | • | • | • |
| Rear Seatbelt Reminder | • | • | • | • |
| Rear Seat Reminder | • | • | • | • |
| ISOFIX I-Size Type | • | • | • | • |
| Auto Door Lock | • | • | • | • |
| Vehicle Stability Assist (VSA) | • | • | • | • |
| Agile Handle Assist (AHA) | • | • | • | • |
| Anti-lock Braking System (ABS) | • | • | • | • |
| Electronic Brake Distribution (EBD) | • | • | • | • |
| Auto Brake Hold (ABH) | • | • | • | • |
| Hill Start Assist (HSA) | • | • | • | • |
| Hill Descent Control (HDC) | • | • | • | • |
| Emergency Stop Signal (ESS) | • | • | • | • |
| Front Sensors | - | 4 | 4 | 4 |
| Reverse Sensors | 4 | 4 | 4 | 4 |
| Reverse Camera | Multi-angle | | | |
| Multi View Camera System (360 Camera) | - | - | • | • |
| Reverse Auto Tilt Mirror | - | - | • | • |
| Honda LaneWatch Camera (LWC) | - | • | • | • |
| Forward Collision Warning (FCW) | • | • | • | • |
| Collision Mitigation Braking System (CMBS) | • | • | • | • |
| Lane Keep Assist System (LKAS) | • | • | • | • |
| Lane Departure Warning (LDW) | • | • | • | • |
| Road Departure Mitigation (RDM) | • | • | • | • |
| Adaptive Cruise Control (ACC) | • | • | • | • |
| Low Speed Follow (LSF) | • | • | • | • |
| Auto High Beam (AHB) | • | • | • | - |
| Adaptive Driving Beam (ADB) | - | - | - | • |
| Lead Car Departure Notification System | • | • | • | • |
| Honda CONNECT (Safety, Security, Convenience) | • | • | • | • |
| Driver Attention Monitor | • | • | • | • |
| Active Noise Control | • | • | • | • |
| Active Sound Control | - | - | - | • |
| Tire Pressure Monitoring System (TPMS) | - | - | • | • |
| Security Alarm with Immobiliser | • | • | • | • |

• Standard
[^]Combination Leather
 Actual model, features and specifications may vary in detail from images shown. Subject to change without prior notice. Colours are subject to stock availability. *Android Auto™ will be available upon official launch of the service in Malaysia.

Authorised Dealer:

THE ULTIMATE SUV
